

# NZGCA SHOW CLASS RULES AND GUIDELINES



## A – DEFINITIONS

**AGE:** The age of all horses and ponies to be calculated as from 1st August. Every horse foaled before 1st August in any year shall be deemed to be one year old on that date (this includes imported horses).

**APPENDIX:** A part added at the end of a book or periodical.

**EXHIBITOR:** The current owner, or person leasing the horse (with the intention to show) must be a current financial member of the NZGCA.

**GYPSY COB CLASSES:** In this document Gypsy Cob Classes refer to Purebred Gypsy Cob, Partbred Gypsy Cob, Drum Horse and Partbred Drum Horse classes unless individually specified.

**NOVICE RIDER/HORSE/PONY:** A Novice rider/horse/pony is one that is yet to win six (6) classes in any conformation classes (e.g., Novice or Open) provided by any All Gypsy Cob Breed Show/A&P Shows. Novice horses may compete in Open events.

**NZGCA:** New Zealand Gypsy Cob Association.

**NZGCA PERFORMANCE CARD:** This card keeps a record of all ridden wins for ALL GYPSY COBS and DRUM HORSES.

**NZGCA RECOMMENDATION:** A suggestion made by the NZGCA but is not a rule.

**OPEN CLASSIFICATION:** Open classification is more than six (6) wins in any conformation classes provided by a Gypsy Cob Breed Show/A&P Show. Novice horses may compete in Open events.

**SNAFFLE:** See Appendix B.

**SOUND IN BOTH WIND AND LIMB:** Horse is healthy in all areas including respiratory system and sound, not lame.

**STALLION:** An entire male four (4) years of age and over.

## B – GENERAL

1. In all Gypsy Cob classes if the judge deems the welfare of a horse to be compromised in any way and for any reason s/he shall ask the exhibit to leave the ring.
2. Any unruly horse may be removed from the show if the safety of any competitor, judge, other horse or the general public is seen to be at risk of harm.
3. **STALLIONS**
  - **All stallions and colts** when being led should be controlled by a bit with the exception of foals.
  - **Stallion Identification** It is compulsory for all stallions and colts except foals to wear two (2) Official identification RED 'S' badges; one on each side of the bridle. Riders/Handlers - must wear two (2) Official Stallion ID Arm Bands; one on each arm. The Rider/Handler and the attendant(s) must wear an Official ID 'S' Bib at all times outside the showing ring.
  - **Riders and handlers** of stallions must be 14 years old (as of 1st August in current year).
4. Conduct by an exhibitor, trainer, owner, or immediate family member, of an unsportsmanlike, abusive, or detrimental nature will not be tolerated by the Show Management; including, but not limited to, threatening, abusive, or intimidating conduct (physical, verbal, or written) toward any show official or fellow exhibitor. Any person(s) guilty of such conduct should be reported immediately to Show Management. The Show Management must suspend the offender for the duration of that show.
5. Conduct designed to distract any horse, or otherwise interfere with the showing of another exhibitor's horse, will not be tolerated. Exhibitors must take care to ensure that actions intended to make their horses show cannot be deemed to be distracting to other exhibitors/exhibits. Offenders will be asked to leave the show area. If the offender is an exhibitor, he/she may be excused from the ring and barred from the show area for the duration of the show. His/her horses, however, may still compete.
6. Any horse showing evidence of the use of ginger or other irritants to produce higher tail carriage shall be disqualified.
7. Switches, and high spoon cruppers are prohibited.
8. The owner, trainer, handler and exhibitor are responsible for a horse's condition and must be familiar with the regulations concerning prohibited substances including the Prohibited Substance List as per RAS rules.
9. At all times the exhibitor must be aware that both horse and exhibitor are on display, and hence present themselves in a neat, appropriate manner in order to promote the breed and Association in an appealing and proper way.
10. There shall be no equal placings in breed classes.
11. Mobile phones MUST NOT be carried into the ring.

12. NZGCA Performance Cards MUST be carried at all times in the ridden ring for the judge/steward to check or sign. IMPORTANT: YOU MAY BE REFUSED ENTRY TO THE RING IF YOU ARE NOT CARRYING YOUR NZGCA PERFORMANCE CARD – NO EXCEPTIONS!

### **C - ELIGIBILITY FOR SHOWING**

1. Horses must be entered under their full NZGCA registered name and number.
2. Exhibitors must be a current financial member of the NZGCA, a handler/rider may be used on behalf of the Exhibitor.
3. Horses may be shown with registration pending provided that: all criteria for registration have been met, all documentation has been received by the registrar and payment has been made. Proof of this must be through written confirmation from the registrar.
4. Where a horse is leased, notice of lease must have been received at the office of the Registrar with all requirements having been met at the time of entry to the show.
5. The show age of all horses is determined from the 1st of August preceding its birthday. On the 1st of August following its birth the horse is deemed to be a yearling with the following exception: If the horse is less than 31 days old on August 1st AND provided that the NZGCA Registrar is satisfied that the foal was born to a mare whose first breeding date was on or after 1st September, the horse will be deemed to have been born on August 1st for registration and all other purposes and will record a birth date of 1st August.
6. All colours are acceptable, colour and markings should not be considered whilst judging, wall/blue eyes and freeze marking are not to be penalised.
7. Body Clipping of all equines is permitted.
8. All Animals shall be sound in both wind and limb.
9. No horse or pony under 4 years of age is permitted to be shown under saddle.

### **D - HANDLERS**

1. All ages for Youth are at the 1st of August of the current show season. Handlers 8yrs and under may have an adult supervisor in the arena without penalty. The adult supervisor must have an additional (separate) lead rein attached to the bridle at all times.
2. Handlers under the specified minimum age may compete in these classes WITH an adult supervisor (as above) without penalty.
3. Riders may be of any age but must be suited for the size of their horse/pony.
4. In-hand Junior Handlers, (under 18 as of 1st August in current year) must wear a riding hat/helmet correctly fitted and compliant with the current hat/helmet rules.

### **E - JUDGES**

1. Where possible, all Gypsy Cob events will be judged by a recognised or accredited Gypsy Cob judge.
2. Judges are not permitted to touch any horse at any time other than when fixing the ribbon.
3. A Judge shall not be an exhibitor or manager at any show at which s/he is officiating.
4. A Judge shall not adjudicate in any show in which a member of his/her family, his/her employee or any of their or their horses are competing, unless the relationship is terminated three months prior to the show.
5. No horse may be shown before a Judge that has been sold by the said Judge or his/her employee within a period of three (3) months prior to the show, unless the sale or purchase has been made at a public auction.
6. No one may show a horse before a Judge from whom s/he has leased the said horse.
7. A Judge shall not, during the period of a show at which s/he is judging, be the house guest of a person who is exhibiting at such show or whose family is exhibiting at such show.
8. The Judge or Steward has the right to ask any exhibit to leave the ring/show if any unruly horses whose actions threaten to endanger other exhibitors, judges, stewards or the general public. The NZGCA also have the right to suspend that exhibit from other shows until it has been assessed by the NZGCA.
9. A Judge shall have the authority to place a horse in whatever position in a class s/he thinks the merit of the horse justifies. The Judge's decision is ALWAYS final.
10. No exhibitor shall approach a Judge with regard to a decision unless s/he first obtains permission from the ring steward who may arrange an appointment with the Judge at a proper time and place. The ring steward shall remain present during this meeting.
11. A Judge shall not confer with spectators without the presence of a ring steward.

12. A Judge shall not discuss with an exhibitor the purchase or sale or lease of any horse during a show at which s/he is officiating.
13. Whilst judging classes, the Judge will refrain from smoking, drinking alcohol or taking any substance that may impair his/her ability to judge effectively.
14. The use of mobile phones whilst judging is not permitted.

#### **F - STEWARDS AND OFFICIALS**

1. Any reputable person may act in the capacity of ring steward.
2. It is preferable that the ring steward should abide by the same conditions as specified in E-4 and E-5.
3. The ring steward(s) must help the judge, not advise him/her. The steward must carefully refrain from discussing, or seeming to discuss, any horses or exhibitors with the judge.
4. If the class is too large, the Steward will inform the Judge of the numbers in the incoming class so that the Judge may divide the class if they so wish.
5. The Ring Steward will notify the Judge when all horses are present for each class and call their attention to those which are absent so that the class card can be marked. The Ring Steward will ensure that the Judge knows how many horses should be placed (regardless of ribbons being awarded) according to numbers in the class so that breed points may be recorded.
6. The Ring Steward should act as mediator between Judge and Exhibitor, and/or Spectators.

#### **G – PROTESTS**

1. A protest may be made to the Show Secretary by an exhibitor for any violation of these rules.
2. It must be:
  - (a) In writing, signed by the protestor.
  - (b) Accompanied by a deposit of \$50.00.
  - (c) Received by the Show Secretary within half an hour (30 minutes) of the alleged violation.
3. A protest must state full name and address of the accused and contain a complete and definite statement of the acts which constitute the alleged violation. Precise details regarding the violation of the rules is necessary. The protest-maker must be prepared to substantiate the protest by personal testimony at a hearing or by sworn statements, witnesses or other evidence.
4. NON-PROTESTABLE DECISIONS:
  - (a) The soundness of a horse, when determined by an official veterinarian of the show is not protestable.
  - (b) A Judge's decision, representing his individual preference, is not protestable unless it is alleged to be in violation of the rules.

#### **H. HATS & SAFETY HELMETS**

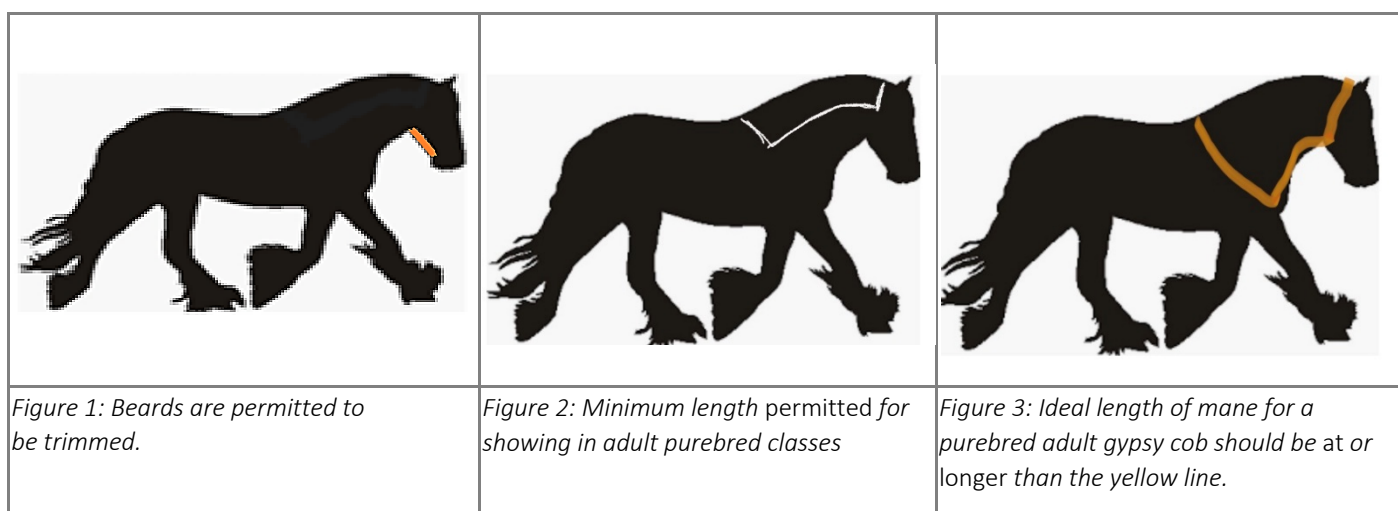
(A) RAS Rule GR4 Helmet Tags – please note new standards (yellow tag) as from 1 August 2023. Therefore as from 1 August 2023 – all approved helmets will need to be fitted with the new YELLOW tag to compete at RAS affiliated shows and events - <https://www.ras.org.nz/equestrian/health-and-safety/>

(B) In-hand Junior Handlers, (under 18 as of 1st August in current year) must wear a riding hat/helmet correctly fitted and compliant with the current hat/helmet rules.

## I - PRESENTATION FOR SHOWING

### PUREBRED GYPSY COB

1. The permissible method of presentation for showing the registered purebred Gypsy Cob is in a natural condition as long as the Cob is neat, healthy, and well presented.
2. Mane and tail must be natural and free flowing in in-hand and ridden showing events. The mane must at a minimum flow onto the neck (See figure 2) for a purebred to be *eligible* to enter purebred Gypsy Cob showing classes. Ideally, the mane should be at least the length shown in Figure 3 for a Purebred Gypsy Cob entered in Gypsy Cob showing classes.
3. Manes and tails may be plaited in jumping, obstacle, and driving events.
4. It is permissible to remove the mane hair from behind the poll, but this must be no more than an ears length. The bottom edge of the tail may be trimmed clear of the ground, the body may be clipped, and the beard may be trimmed.
5. Alteration of the natural colour of the coat is not permitted. However, the use of dye to return a sun-bleached mane and/or tail to its natural colour, is allowed.
6. Whiskers and Inner Ear Trimming, rules as from 1 January 2022. (See appendix 1A)
7. Beards are permitted to be trimmed. (See figure 1)
8. Body Clipping is permitted.



### PARTBRED GYPSY COB

1. Partbred Gypsy Cobs may be shown with either a 'natural' or 'plaited/hogged' presentation style. Due to Partbreds being so diverse they may present in any style that the exhibitor wishes as long as they are neat and tidy when presenting for a show.
2. Alteration of the natural colour of the coat is not permitted. However, the use of dye to return a sun-bleached mane and/or tail to its natural colour, is allowed.
3. Body Clipping is permitted.
4. Whiskers and Inner Ear Trimming, rules as from 1 January 2022. (See appendix 1A)

*NZGCA Recommendation: Keeping to one style rather than a mix and match is highly recommended.*

*Natural: Horses are presented in a natural state - mane and tail must be free-flowing with their feather in a natural state. The body/coat may be clipped but there is no clipping below the knees. Some feathering on the legs should be visible. Chin/beard may be trimmed, and ear hair trimmed level with the outside of the ear.*

*Plaited: Horses are presented as a typical show horse. Legs are trimmed free of feather, the mane is plaited or hogged and the tail is pulled/trimmed or plaited. Makeup and false tails are permitted. Foals and yearlings may have manes shortened but do not have to be plaited.*

**DRUM HORSE**

1. The permissible method of presentation for showing the registered Drum Horse is in a natural condition as long as the Drum Horse is neat, healthy, and well presented.
2. Mane and tail must be natural and free flowing in in-hand and ridden showing events.
3. Manes and tails may be plaited in jumping, obstacle, and driving events.
4. It is permissible to remove the mane hair from behind the poll, but this must be no more than an ears length. The bottom edge of the tail may be trimmed clear of the ground, the body may be clipped, and the beard may be trimmed.
5. Alteration of the natural colour of the coat is not permitted. However, the use of dye to return a sun-bleached mane and/or tail to its natural colour, is allowed.
6. Whiskers and Inner Ear Trimming, rules as from 1 January 2022. (See appendix 1A)
7. Beards are permitted to be trimmed. (See figure 1)
8. Body Clipping is permitted.

**PARTBRED DRUM HORSE**

1. Partbred Drum Horse may be shown with either a 'natural' or 'plaited/hogged' presentation style. Due to Partbred Drum Horses being so diverse they may present in any style that the exhibitor wishes as long as they are neat and tidy when presenting for a show.
2. Alteration of the natural colour of the coat is not permitted. However, the use of dye to return a sun-bleached mane and/or tail to its natural colour, is allowed.
3. Body Clipping is permitted.
4. Whiskers and Inner Ear Trimming, rules as from 1 January 2022. (See appendix 1A)

*NZGCA Recommendation: Keeping to one style rather than a mix and match is highly recommended.*

*Natural: Horses are presented in a natural state - mane and tail must be free-flowing with their feather in a natural state. The body/coat may be clipped but there is no clipping below the knees. Some feathering on the legs should be visible. Chin/beard may be trimmed, and ear hair trimmed level with the outside of the ear.*

*Plaited: Horses are presented as a typical show horse. Legs are trimmed free of feather, the mane is plaited or hogged and the tail is pulled/trimmed or plaited. Makeup and false tails are permitted. Foals and yearlings may have manes shortened but do not have to be plaited.*

## NZGCA IN-HAND SHOW CLASS RULES AND GUIDELINES

### A - HANDLER ATTIRE

1. Attire must be neat and tidy from head to toe as well as practical, suitable for a show.
2. English or Western style attire is allowed.
3. Suitable footwear such as boots or closed in flat shoes should be worn.
4. In-hand Junior Handlers, (under 18 as of 1st August in current year) must wear a riding hat/helmet correctly fitted and compliant with the current hat/helmet rules.

*NZGCA Attire Recommendation: Keeping to one style rather than a mix and match is highly recommended.*

**Rider attire:** Jacket, tweed or plain, shirt, tie, stock, lapel pin, gloves, breeches or jodhpurs, in one of the following colours: cream, beige, canary (dark coloured are not acceptable), hair net, show cane/whip, jodhpur boots for juniors and long black boots for adults.

**English attire:** Smart skirt or pant suit, plain or tweed jacket, hat, gloves, lapel pin, flat closed toe shoes.

**Western attire:** Tidy jeans or show pants; blouse with pin or tie; western hat; western boots, belt and buckle. Simple vests, blazers, short jackets also appropriate.

*Handy Hint: You only have one chance to make a first impression, make it count, be clean, tidy, ensure gear is well-fitting and pay attention to detail.*

### B – Tack

1. Bridle/Halter - this can be in the form of
  - In-hand bridle (all ages)
  - Foal slip (for foals)
  - Snaffle Bridle
  - Double bridle (for open ridden adult horses only)
  - A tidy halter
2. Bits – should be a simple snaffle or straight bar. Weymouth/double or Pelham bits for Open Ridden horses only.
3. Stallion rollers are optional for registered Drum Horse and Partbred Drum Horse stallions. Stallion rollers are not permitted on any other horses.
4. Make sure to use a bridle/halter that compliments your horses head. Plain, Plaited or Ribbon browbands are acceptable for Partbreds. Plain & Plaited are recommended for Purebreds unless shown in western attire.
5. Whips and Canes in In-hand Classes – these may be used in all In-hand cases. Any In-hand cane or whip is permissible provided it does not exceed 110cm.

*Handy Hint: Clean well-fitting gear, buckles in keepers. Look your best but don't outshine your horse or the Judge!*

### C - BASIS OF JUDGING IN-HAND

1. All horses are to be shown in-hand at the walk and trot in breed classes. Horses are judged on the following in the order of priority shown:

- a) Conformation
- b) Movement
- c) Type
- d) Presence
- e) Temperament

2. Horses must be viewed in motion from the side and moving directly towards and directly away from the Judge(s).

## D – IN-HAND RING PROCEDURE

The Judge shall make an individual examination and check the action of all horses brought before them in all In-hand classes. They should have the ability to examine each horse quickly and reasonably and have the ability to compare horses against each other and place them accordingly.

The procedure generally used in judging In-hand classes is as follows:

- Horses enter at the walk and around the ring clockwise (so that the horse is to the inside, facing the judge, with the handler on the outside).
- They circle the ring at the walk as directed by the Judge or Steward.
- The horses will be lined up on one side with sufficient space between them for safety.
- Each horse shall walk to the Judge and stand for inspection. The horse should then be asked to walk a few paces, then trot in a straight line away from the judge (a marker or reference point can be used). The handler should be asked to turn right with the trot maintained through the corner, in order to assess balance and proportion, length of stride and engagement. The stride should be lengthened in a straight line across the Judge's vision.
- Horses must be serviceably sound and in good condition.
- The horse maybe presented with the head and neck slightly raised, but not to be shown stretched.

Requirements for Assessment, an exhibit should:

- Stand still for the Judge to inspect it.
- Be able to perform the workout as directed.
- At all times the exhibitor must be aware that both horse and exhibitor are on display, and hence present themselves in a neat, appropriate manner in order to promote the breed and Association in an appealing and proper way.

## E - BREED IN-HAND WORKOUT

- All horses may be required to work out.
- The individual work-out pattern shall be set by the Judge and be provided on the day in the form of simple instructions from the Steward or Judge and/or in printed form included with the list of classes sent to the owners/exhibitors.
- No workout is required for Best Presented and Head classes.
- Horses are judged from the time they enter the ring.
- The Ring Steward may line horses head to tail.
- Once all horses that are in the class have entered the arena and are lined up on the rail the Judge can walk the line and may be shown (on request) the horses' teeth (including foals). The Judge(s) may check senior stallions (4 years and over) for the visible presence of two testicles. At no time must the judge touch horses' mouths.

## F - CHAMPIONSHIP CLASSES

- The format for judging Championship classes is at the discretion of the Judge. Generally, first place getters in the age classes are required to present for the judging of Champion. The second-place winner from the class providing the Champion and other first place horses will then be eligible for Reserve Champion.
- Championship classes must line up for judging with the first-place winner of the appropriate classes in the ring. Second-place getters to standby by in case they are required to present for judging for Reserve Champion.
- Should a Supreme champion be awarded, this shall be judged from the Champion of each section (Purebred Gypsy Cob, Partbred Gypsy Cob, Drum Horse, Partbred Drum Horse).

## G - SPECIALITY IN-HAND CLASSES

### Best Presented

- The combination of the horse and handler fastidiously groomed, clothing and saddlery correct, clean and well fitted, presenting an overall pleasing picture. All tack should be clean, tidy, in good repair and appropriate to the type of horse and the handler's attire.

- This class does not work out. Horses are to enter the arena at a walk for judging of overall appearance and be lined up to be judged.

*Handy Hint: Best Presented Class: Handlers should strive to present their horses and themselves in a neat and tidy manner. CLEAN and tidy goes a long way.*

### Colour classes

- Colour Classes are not bound by any other Colour Breed Definition.
- Coloured - Open to all horses with a multi permanent pattern-factor (appaloosa or pinto) in the coat of the neck, body and belly.
- Excluded as eligible colour for Multi colour classes are white markings on the lower legs below the knee/hock, including a diminishing spear that is part of a sock and white on the face in front of a line drawn from the base of the ear to the corner of the mouth and under the chin. Heavy ticking and roan are not considered multi-colour.
- Solid-Colour: Open to horses possessing one colour (including dapples) on the neck, body, belly. The skin may be pink or lightly freckled as in cremello /perlino, champagne or dark. Ordinary white markings with underlying pink skin on the lower legs and front of the face are permitted.
- Champion Coloured Horse: May be offered, to be judged from the first and second place winners of the appropriate classes in the standard fashion.
- **Basis of Judging** - Exhibits are to be judged 80% on the NATURAL colour of the horse and 20% on the conformation.
- Workout: Horses are to be circled both ways or a figure of eight in the arena at a walk, to judge the 80% colour. Horses must be lined up in profile (nose to tail) to judge the 20% conformation.

### Best head

- Where Best Head classes are included in the schedule separate classes may be offered for Male and Female if class numbers allow, judged on the head and the breed standard for Purebred Gypsy Cob, Partbred Gypsy Cob, Drum Horse and Partbred Drum Horses with allowances for sex of the exhibit.
- This class does not work out.
- Horses are lined up facing the judge in a line across the arena to be judged.

### Movement

- Where Movement classes are included in the schedule separate classes should be offered for Purebred Gypsy Cob, Partbred Gypsy Cob, Drum Horse and Partbred Drum Horse movement where exhibitor numbers allow.
- All horses shall be viewed at walk and trot, from the side in motion, and coming towards/going away from the judge.
- Horses should exhibit naturally free flowing movement with consistent rhythm and straightness of stride.
- Any sign of lameness disqualifies the horse.

## H - PROGENY CLASSES

### Produce of Dam:

- Two progeny of the dam per entry.
- Either sex of progeny may be shown.
- Limited to one entry per nominated dam. One number is issued to each group. The entry number is to be placed on the lead exhibitor in the group.
- The owner of the nominated Dam must give signed permission of entry.
- **Basis of Judging** - Judged with emphasis on the reproductive likeness, uniformity, quality of breed characteristics and conformation **excluding** colour.
- This class does not work out – Each group is lined up in profile (nose to tail) in order to be judged.

### Get of Sire:

- Two or more get of the sire per entry.
- Either sex of get may be shown and can include any combination of Purebred Gypsy Cob, Partbred Gypsy Cob, Drum Horse and Partbred Drum Horses.



- Limited to one entry per nominated sire. One number is issued to each group. The entry number is to be placed on the lead exhibitor in the group.
- The owner of the nominated Sire must give signed permission of entry.
- **Basis of Judging** - Judged with emphasis on the reproductive likeness, uniformity, quality of breed characteristics and conformation **excluding** colour.
- This class does not work out – Each group is lined up in profile (nose to tail) in order to be judged.

## I. OWNER/BREEDER CLASSES

### Breeders Award of Merit

- The horse shall be exhibited by its Breeder, who shall be the registered Breeder as appears on registration certificate.
- Entry is made by the Breeder and is limited to one entry per Breeder. Horses need not be nominated at the time of entry and horse need not be owned by the Breeder.
- All ages and genders are eligible for entry.
- Can be divided into Purebred Gypsy Cob, Partbred Gypsy Cob, Drum Horse and Partbred Drum Horses.
- **Basis of Judging** – As per Breed In-hand Classes.
- **Workout** – Same as Breed In-hand Classes.

### Three by One Owner

- A group of three horses with exactly the same ownership/lease details as recorded on their Registration Certificates.
- Exhibits may be any combination of Purebred Gypsy Cob, Partbred Gypsy Cob, Drum Horse and Partbred Drum Horses.
- All ages and genders are eligible for entry.

## NZGCA RIDDEN SHOW CLASS RULES AND GUIDELINES

The ridden Cob or Drum Horse should appear to be a forward, workmanlike type offering a comfortable well-mannered ride. It should combine good conformation and soundness with correct paces, rhythm, balance, and obedience.

No youngstock (aged 3 years and under) are to be ridden in any classes or at any NZGCA show. Horses must be four (4) years of age (as of 1<sup>st</sup> August) and above in any ridden classes.

NZGCA Performance Cards MUST be carried by all competitors in all ridden classes, or you may be refused entry to the ring. It is the competitors' responsibility to ensure any wins are recorded on their NZGCA Performance Card and signed by the Judge/Steward on the day of the show.

### A - SHOWING ATTIRE

1. Attire must be neat, smart and tidy from head to toe as well as practical and suitable for a show.
2. Rider attire: English or Western style turnout is allowed.

#### **Recommendation:**

- **English Attire:** Jacket tweed or plain, shirt, tie, lapel pin, gloves, breeches or jodhpurs, in one of the following colours: cream, beige, canary (dark coloured are not acceptable), hair net, show cane/whip, jodhpur boots for juniors and long black boots for adults, and riding hat/helmet complying to the hat rule, (see below).
  - **Western attire:** tidy jeans, chaps, long sleeve shirt, western hat; western boots, belt and buckle. Riding hat/helmet complying to the hat rule, (see below).
3. All riders MUST wear a current tagged helmet for ALL ridden classes. RAS Rule GR4 Helmet Tags – please note new standards (yellow tag) as from 1 August 2023 - <https://www.ras.org.nz/equestrian/health-and-safety/>
  4. Show cane/whip if carried, MUST NOT exceed 76cms/30inches in length.

### B - TACK

1. All tack should be clean, tidy, well-fitting, in good repair and appropriate to the type of horse and the rider's attire. Horses may be shown in English or Western tack, with regards to the tack rules below.
2. English Bits – should be a simple snaffle. Weymouth/double bridles and pelhams are for Open Ridden horses only.
3. All First Ridden and Novice exhibits MUST be ridden in a snaffle bit. This includes exhibits that are presented in Western attire.
4. Coloured/blinky brow bands are permissible as appropriate to the type of horse and the rider's attire. (See recommendation below).
5. Flash and drop nosebands are not encouraged for ridden classes on the flat.
6. English style girths should be plain white, brown or black, as should numnahs if worn.

**NZGCA Recommendation:** Plain, Plaited or Ribbon browbands are acceptable for Partbreds. Plain & Plaited are recommended for Purebreds unless shown in western attire.

### C - BASIS OF JUDGING

1. All horses are judged on the following in the order of priority shown:
  - a. Conformation
  - b. Movement
  - c. Type
  - d. Presence
  - e. Temperament

2. All horses are to be shown ridden at the walk and trot and canter if requested by the judge, in breed classes. Individual workouts may be requested.
3. Horses must be viewed in motion from the side and moving directly towards and directly away from the Judge(s).
4. There shall be no equal placings in breed classes.

#### **D – RIDDEN RING PROCEDURE**

The Judge shall make an individual examination and check the action of all horses brought before them in all Ridden classes. They should have the ability to examine each horse quickly and reasonably and have the ability to compare horses against each other and place them accordingly.

The procedure used in judging Ridden classes is as follows:

- Horses enter at the ring anti clockwise.
- They circle the ring at the walk as directed by the Judge or Steward.
- Exhibitors maybe asked to walk/trot/canter on the circle in both directions.
- The horses will be lined up on one side with sufficient space between them for safety. Each horse will be inspected, either in the line-up or prior to an individual workout.
- The Judge may ask for an individual work out.

Requirements for Assessment: An exhibit should:

- Stand still for the Judge to inspect it.
- Be able to perform the workout as directed.
- At all times the exhibitor must be aware that both horse and exhibitor are on display, and hence present themselves in a neat, appropriate manner in order to promote the breed and Association in an appealing and proper way.

#### **E - RIDDEN CLASSES**

##### **Best Presented**

- The combination of the horse and rider fastidiously groomed, clothing and saddlery correct, clean and well fitted, with all presenting an overall pleasing picture.
- This class does not have a workout, horses are to enter the arena at a walk for judging of overall appearance and be lined up to be judged.

##### **Novice**

- Novice has yet to win six (6) classes in any division within the competitions provided at any A & P Show/Event. Note: To clarify further, at time of first day of the Show/Event competition if you have 0, 1, 2, 3, 4 or 5 wins – you can enter the 0-5 Wins class. Once you have achieved 6 wins in Conformation (Novice and/or Open) classes, you can no longer enter in Novice classes in that category.
- The number of Novice wins is to be counted at the time of the Show/Event, not the time of entry. If a Novice entry exceeds the permitted number of wins by the day of the Show/Event, the competitor must advise the Secretary's Office and change to an Open class, or if no class remains to enter, a refund will be actioned after the Show/Event.
- Novice exhibits are eligible for Open classes.

##### **Open**

- The Open exhibit or rider is one that has competed and won in the above classifications and are no longer classified as 'Novice'.

##### **Paced**

- The Paced class is open to all exhibitors and is judged on the correctness of movement through the paces.

##### **Mannered**

- The Mannered class is open to all exhibitors and is judged on the obedience of the horse. Note: Paced and Mannered classes may be combined if there are insufficient entries.

**Championship Classes**

- Purebred Championships: Judged from the winners of the Novice and Open Conformation classes from that section.
- Partbred Championships: Judged from the winners of the Novice and Open Conformation classes within that section.
- Reserve Champion: Judged from the eligible winners and the second placed exhibit to the Champion.

**Individual workout**

- The Judge may choose to individually work-out only those horses which he or she has selected to be their finalists.
- The individual work-out pattern shall be set by the Judge but should not ask for movements beyond the standard of the class being judged. Either in the form of a printed card or simple instructions from the steward or Judge.
- It is advisable to use as much of the area provided as possible and ride as accurately as possible.
- Example individual workout (see Figure 4):

1. Stand and present to the judge.
2. Walk straight out.
3. Rising trot circle to the right.
4. Come through the center, change the rein, half circle to the left.
5. Rising trot across the arena then canter left rein in the corner.
6. Canter a half circle on the left rein with a simple change of leg through the middle.
7. Canter a half circle to the right, continuing to canter across the arena.
8. Come back to rising trot before the corner.
9. Walk and halt in front of the judge.

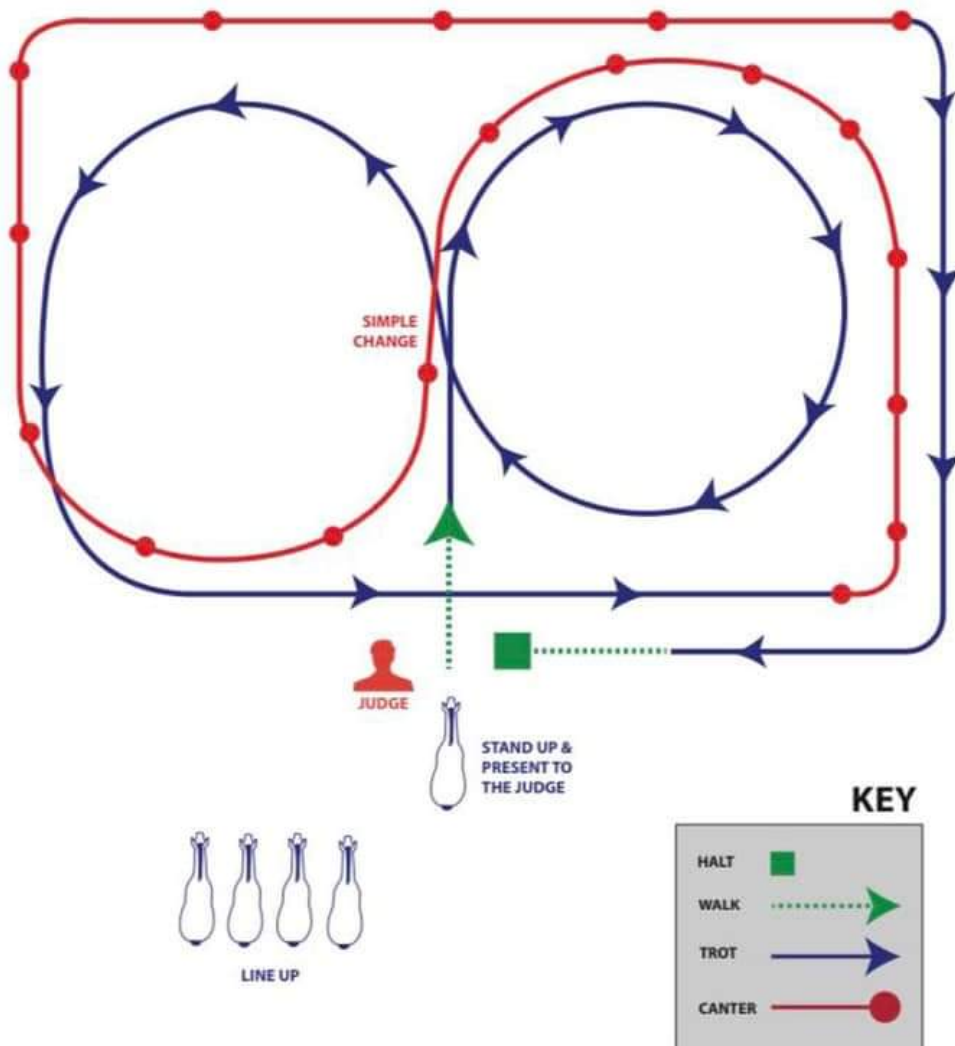
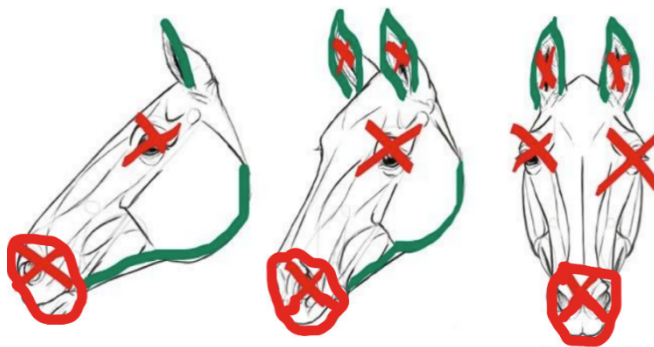


Figure 4: Example of an individual workout

## APPENDIX A – EARS AND WHISKERS



### RAS Equestrian Rule – GR. 6

- The Royal Agricultural Society (RAS) has teamed with Equestrian Sports New Zealand (ESNZ) and NZ Pony Club (and the FEI from 2021) and banned the trimming of whiskers, eye and inner ear hair for horses and ponies competing at affiliated A&P Shows and Kindred Events from the 1 January 2022.

- RAS rules state GR6 Abuse of Exhibits b) Abuse can be defined as intentionally acting in a way, which may cause pain or unnecessary discomfort to a horse.

- RAS further considers other examples of abuse (but not limited to): whip or beat an exhibit excessively; subject an exhibit to any kind of electric shock device; excessive or persistent use of spurs; or to jab the exhibit in the mouth with the bit; remount or attempt to remount an obviously exhausted, lame or injured exhibit; rap an exhibit anywhere in or outside the grounds of the event; hyper sensitise any part of an exhibit; leave exhibit without adequate food, drink and exercise.

- Any person witnessing any form of abuse should utilise the RAS Resolution Process. For the purposes of this matter- illegal trimming of whiskers, eye or inner ear hair – from 1 January 2022 a protest form should be filed with the affiliated A&P Show/Kindred Event, citing the rule broken as being GR6.

b. All affiliated Shows & Events have a template protest form available through the RAS Resolution Process which can be found here: <https://www.ras.org.nz/wp-content/uploads/2018/08/RASResolution-Process-updated-2018.doc.pdf>.

- From the 1 January 2022, any upheld protests regarding the matter of whisker, eye & ear trimming should be handled in the following manner. From the 1 January 2022, any upheld protests regarding the matter of whisker, eye & ear trimming should be handled in the following manner.

✓ The exhibitor/competitor is to be given a copy of the RAS whisker, eye & ear trimming pamphlet for educational purposes.

✓ The exhibitor/competitor and horse/pony are to be asked to leave the show ring.

✓ Any prizes, ribbons and/or placings are to be forfeited.

- Please note all RAS Equestrian Judges will be advised, when judging, they are not to discriminate against facial whiskers and hair. Full RAS Equestrian Rules and Regulations can be found here:

<https://www.ras.org.nz/wpcontent/uploads/2019/07/RAS-Rulebook-2019-FULL.pdf>

- Horses have whiskers on their face around their eyes and muzzle (nose and lips). In these locations whiskers not only help protect delicate tissue, but also help compensate for the blind spots a horse has in front of its face and underneath its nose.

- A horse's whiskers (called vibrissae) are actually an incredibly important sense to them. The whiskers around the eyes and muzzle are extremely sensitive and have a rich nerve supply. • Ear hair serves a few special functions: to protect the inner ear skin from bugs, sun, and foreign objects. The outer edge of the ear also grows some hair, and in some cases, it can get pretty wild.

- With ears you can find a happy medium – clip the edges of the ear by folding it like a taco and zipping your clippers down the outside of the ear. Leave the insides.

APPENDIX A – EARS AND WHISKERS *continued*



## APPENDIX B – ACCEPTABLE SIMPLE SNAFFLES

1. Ordinary snaffle with single jointed mouthpiece

2. Double jointed snaffles (a, b, c)

3. Racing snaffle (d-ring)

4. Snaffle

(a) with checks, with or without keepers

(b) without cheeks (eggbutt)

5. Snaffle with upper or lower cheeks

6. Unjointed snaffle (mullen mouth)

7. Snaffle with cheeks (hanging or drop cheek,

Baucher) (this may be a D-ring or other ordinary snaffle as pictured in numbers 1-6)

8. Fulmer

9. French snaffle

10. Snaffle with rotating mouthpiece

11. Snaffle with rotating middle piece

12. Happy mouth with roller

13. Bevel snaffle.

